

Table of Contents and Printing Instructions:

- 1) Parent Letter. Print on sturdy cardstock and laminate.
- 2) Journal Cover: Print on sturdy cardstock and laminate along with a blank piece of cardstock to form the front and back covers of your class journal/book.
- 3) Folder Cover: Print on cardstock and use rubber cement to adhere it to a two-pocket folder. Laminate the open folder and then use an exacto knife to slit open the pockets on your folder.
- 4) Student awards: Print on cardstock. Print enough for every student in the class. Use as a reward when the bag and materials are returned to school on time.
- 5- 6) Ocean Animal Concentration: Print on cardstock and cut out. Paste pictures to construction paper squares so the backside is opaque. Laminate and use as a concentration game.
- 7) Hermit Crab Poem: Laminate and include in your bag. You could include a homework assignment with the poem where students record all of the rhyming words etc.
- 8- 42) Various reproducible activities for all age levels. Print the sheets that correspond with your grade level and use them in class, as early finisher work, as center work or in your take home bag.

Dear Parents,

Your child is bringing home this House for Hermit Crab homework bag to help him or her explore another great story by Eric Carle.


Your child will learn about ocean life, the months of the year, and making new friends.

Sample

Please allow your child to read the book with you and participate in the enclosed activities. Please return the bag and materials to school. We will share your child's journal entry in class. Please help him or her complete this before returning the bag to school. Have fun exploring! I hope you have a terrific time learning with your child!




A House for Hermit Crab



Our Class Journal

A House for Hermit Crab



Print these on cardstock and cut them out to use as rewards for students that return the literacy bag and materials on time.

You are growing up
just like Hermit Crab!
I'm so proud of you!

Sample




You are growing up
just like Hermit Crab!
I'm so proud of you!



Sample





Cut out these sea creature cards to make an instant concentration game!



Sample



Sample



Sample



Sample

Hermit Crab

I watch him scurry on the sand
To find a house that's second-
hand.

He cr
And s
I m
Just b
claim

shell
n will.
e,
ed a

Sample

To any empty house that fit,
Then settled down to live in it.

By Sandra Liatsos




Teacher Resource Guide

Extension activities to use with your homework bag:

Teacher Info: A hermit crab is an animal that lives inside a borrowed shell of another animal. Hermit crabs have 10 legs, 2 eyes and two sets of antennae. The first set of legs is called the grasping claws. They are what the hermit crab uses to grasp its food and also to grasp onto objects. There are two types of hermit crabs. Land hermit crabs, which live on land, and marine hermit crabs, which live in the sea and rock pools.

Key Vocabulary: seashore, beach, driftwood, shells, hermit crab.
Discuss these with young children before reading the book.

To help of drawing gave it to folding it one in ea the story



Then take a large piece on the back. A parent er into twelve sections by e names of the months, llustrate something from ence or phrase if you like.

Using six Hermit C uence the sea creatures

Make hermit crabs out of construction paper. Put out sea shells, sequins, glitter, and assorted construction paper cutouts and have the children decorate their shells.


Discuss why Hermit Crab needed a house. Ask students what happened in the beginning, the middle and the end of the story. Have students give examples of the ways the plants and animals helped Hermit Crab with his house. (The snails cleaned his house; the spiky sea urchins protected it; the lanternfish provided light, etc.) Ask students in what ways they are like Hermit Crab.

Make Hand Print Crabs: Paint both hands red and press down spreading out fingers. Then add eyes with dots of black paint on the thumbs.


Make hermit crab pictures. Glue sand on the bottom. Then add a strip of shiny, blue paper (the kind that makes twisty bows). Have students draw a sun. Cut seaweed out of construction paper. Then give each child a large seashell pasta. Have students paint or color it with markers. The end product is very cute!

Sand Cake: Be sure to pile this cake into a beach bucket and serve with a plastic shovel! Ingredients: 2 packages (3.5 to 4 oz. each) vanilla-flavored instant pudding, 4 cups milk, 1 container (8 oz.) nondairy whipped topping, 1 box (10 1/2 oz.) miniature chocolate-chip cookies, 2 cups vanilla-wafer cookie crumbs, divided Shell and or pebble shaped candies. Directions: Prepare pudding using the 4 cups milk, according to package directions. Using rubber scraper, fold in the whipped topping, then fold in chocolate chip cookies. Spoon half of the pudding mixture into a clean (preferably new) 2 1/2 quart plastic beach bucket. Sprinkle with half of the vanilla cookie crumbs. Repeat layers. Cover and refrigerate at least 4 hours to soften cookies. Decorate with candy shells and pebble candies. Refrigerate until ready to serve.

Color and cut out Hermit Crab's friends. Decorate his shell with them!



Sample





Sample

How many words can you make from these words?

Hermit Crab


We've done a few to help you get you started!

at

hat

Sample

by _____



Which sea creature is your favorite?

What did you like about this story?

Draw a picture of one of Hermit Crab's friends from our story.

Sample

By _____

Name: _____

Addition Facts

$3 + 3 =$

$4 + 1 =$

$6 + 2 =$

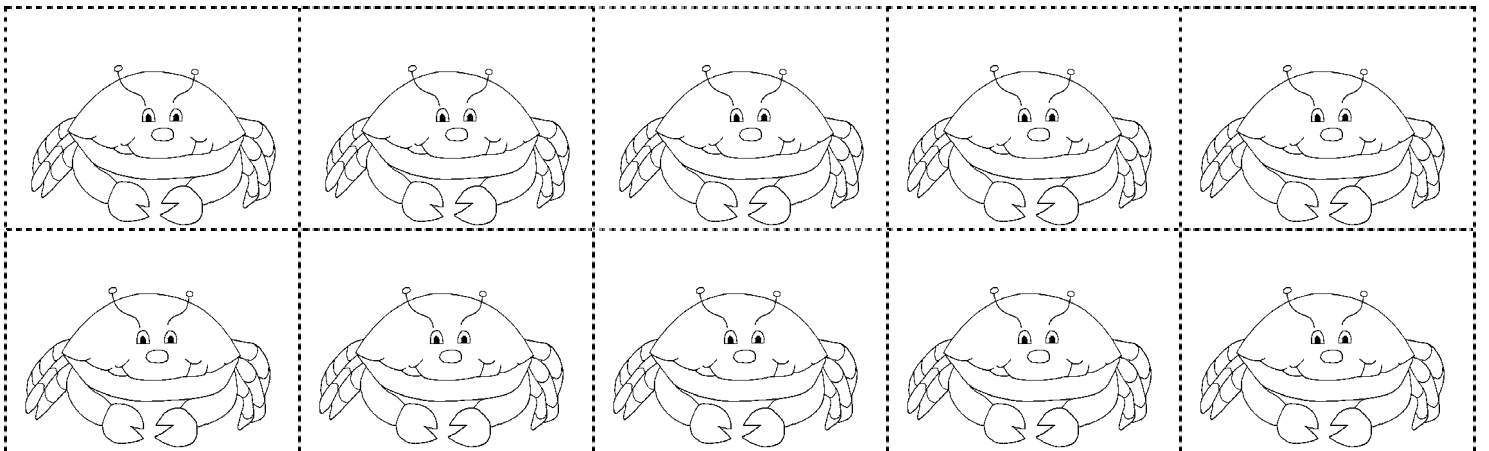
$4 + 2 =$

$5 + 1 =$

$2 + 1 =$

$8 + 2 =$

$3 + 2 =$



Name _____

Cut and paste the months of the year in sequential order.

| | | |
|---------|----------|---------|
| First | Second | Third |
| Fourth | Fifth | Sixth |
| Seventh | Eighth | Ninth |
| Tenth | Eleventh | Twelfth |



| | | | |
|----------|-----------|----------|----------|
| March | August | January | December |
| February | June | November | May |
| May | September | July | April |

Name: _____

Date: _____

Title of Story: _____

Author: _____

Story Map

Main Characters

Setting


Problem of Story

Sample

How the Problem Is Solved


The Ending

I Can See Sea Creatures

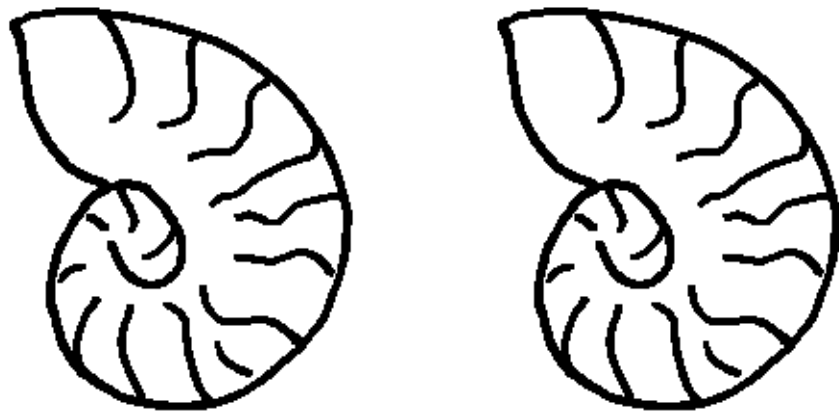


by _____

Sample



I can see one hermit crab.





I can see two shells.

Sample




I can see three starfish.





I can see four snails.

Sample



I can see five fish.

1. Where did Hermit Crab go after leaving his shell?

2. In December why did Hermit leave his shell?

3. Why did Hermit Crab have to move from his shell?

4. How did Hermit feel when he left his shell?

5. Why did the seaweed make the ocean floor look dark?


6. How did the sea urchins look to Hermit Crab?

7. What were the snail's doing that made the Hermit Crab want them?


8. What was needed to light up the dark water?

9. What sea creatures did Hermit invite into his shell to make it beautiful?


10. What did Hermit crab learn in our story?




Cut out the crab flashcards and match the number word with the number.






one



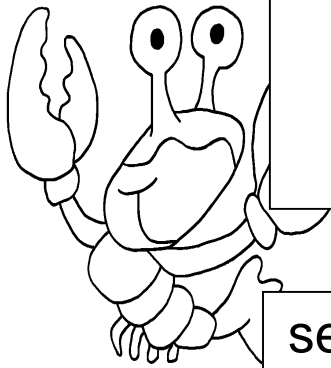
two




three



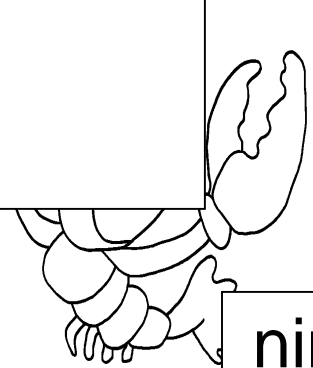
six




seven



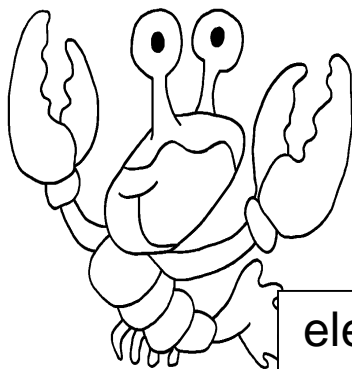
eight




nine




ten




eleven




twelve




1




2




3




4



5



6



7


Sample




8




9



10



11



12

Name _____

Trace and write these vocabulary words from A House for Hermit Crab.

crab _____

shell _____

urchin _____

algae _____

Sample

murky _____

coral _____

Name: _____

This unit contains 15 more pages of age appropriate reproducible emergent readers and activities. Purchase it today to receive the complete set!