



Table of Contents and Printing Instructions:

- 2 Two-Pocket Folder Cover. Print on cardstock and glue it to a two-pocket folder. To laminate your folder, laminate it open and use an exacto knife to cut open the pockets. Use the folder to hold the activity sheets you will send home in your bag.
- 3 Parent Letter. Print on sturdy cardstock and laminate.
- 4 Journal Cover: Print on sturdy cardstock and laminate along with a blank piece of cardstock to form the front and back covers of your class journal/book.
- 5 Student Award: Print enough copies so each student can receive an award when they return the bag and materials on time.
- 6 Teacher Resource Guide: Print on cardstock
- 7-8 Journal Pages. Select the page you would like to use and print one per student on copy paper.
- 9+ Various reproducible activities for all age levels. Print the sheets that correspond with your grade level and use them in class, as early finisher work, as center work or in your take home bag.

Bats!

Sample File





Dear Parents,

Your child is bringing home this homework bag to share with you the wonderful world of bats!

Please allow your child to read the books with you and participate in the enclosed activities. Please return the bag and materials to school. We will

share your child's journal entry in class. Please help him or her complete this before returning the bag to school. I hope you have a terrific time learning with your child!



All About Bats!

Sample File



Our Class Journal



I'm "batty" over
you! You did
excellent work!



I'm "batty" over
you! You did
excellent work!



I'm "batty" over
you! You did
excellent work!



I'm "batty" over
you! You did
excellent work!

Teacher Resource Guide:

Include a bat stuffed animal and a writing journal. Students can write about what the bat did at their house, or what they would do if they were a bat. Share the child's story with the class when the journal is returned.

Include a simple bar graph with several scary animals at the bottom. Have the children take a survey from their family members, indicating their favorite scary animal. Have children shade in the bar graph to indicate the family favorites. (Examples: Spiders, Bats, Bugs, Snakes)

Include this funny bat song!
(Sung to: She'll be Comin' Round the Mountain)

They'll be flyin' round the moon in the sky
Flap Flap.

They'll be flyin' round the moon in the sky
Flap Flap.

They'll be flyin' round the moon; they'll be flyin'
round the moon; They'll be flyin' round the
moon in the sky.

Include an assortment of bat books for your students to read. Including a variety of books will ensure that all of your students are challenged.

Include a blank bat template in your bag. Have students write bat facts on the bat.

Use a blank bat template to write math facts, vocabulary words, reading skills, etc for students to study. Students can use the bats as flashcards to study sight words or use them as a sorting game to review reading skills.

Explain to students that in China, the bat is considered a symbol of good fortune. The Chinese word for bat is fu, which also means good fortune. Have students create their own bat symbol and explain what the symbol means.

Create a Food Chain Diagram to remind students of the importance of bats in a balanced ecosystem. Make a diagram from four paper plates. On each plate the students should draw one of the following: a flower, a moth, a bat, an owl. Connect plates by stapling strips of construction paper between them. Display food chains around the room. Remind students that many bats are in danger of becoming extinct. Discuss what would happen if one of the links from the chain was removed.

Bat Cave Rhyming Game

Introduce or review the concept of rhyming. Give examples. Explain that each student will receive four caves with words written on them. They will also find 16 bats, each with a different word written on it. They are to "fly" the bat whose word rhymes with that on the cave into that

particular cave. Once each bat has a home, empty the caves one by one, recording the words written on the bat in the proper space on the recording sheet. Once all caves have been emptied and the words recorded, write a story using at least four of the words written on either the bats or the caves.

Make a venn diagram. Have students chart the differences and similarities between *Stellaluna* and a real bat.

For older students include a list of bat vocabulary words and have them research the meanings.

bat house
nocturnal
pollination
colony
sonar
vampire
mammal
pesticide
hibernate

Backpack Care and Storage

Clean the backpack with a mild detergent. Hand washing is recommended. To avoid shrinkage or damage to the bag and fabric, wash in cold water and air dry. Spot clean stains before washing. When storing bag for long periods of time, hang

If I were a bat


Sample File

by


If I were a bat

Sample File


by



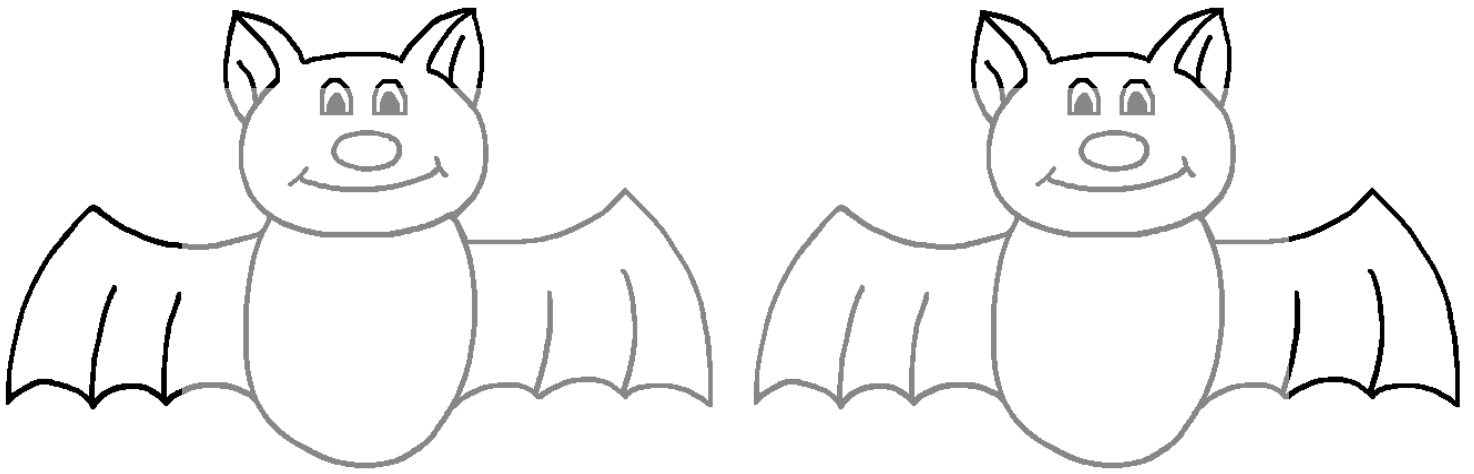
Bats





By: Sample File




There is _____ bat.




There are bats.
Sample File





There are bats.



There are bats.
Sample File





There are bats.




There are bats.



Sample File





There are bats.



There are _____ bats.
Sample File




There are _____ bats.




There are ~~Sample File~~ bats.

Bats



By: Sample File





There is one bat.




There are two bats.


Sample File





There are three bats.





There are four bats.
Sample File




There are five bats.





There are six bats.
Sample File





There are seven bats.



There are eight bats.
Sample File




There are nine bats.




These are ten bats.
Sample File

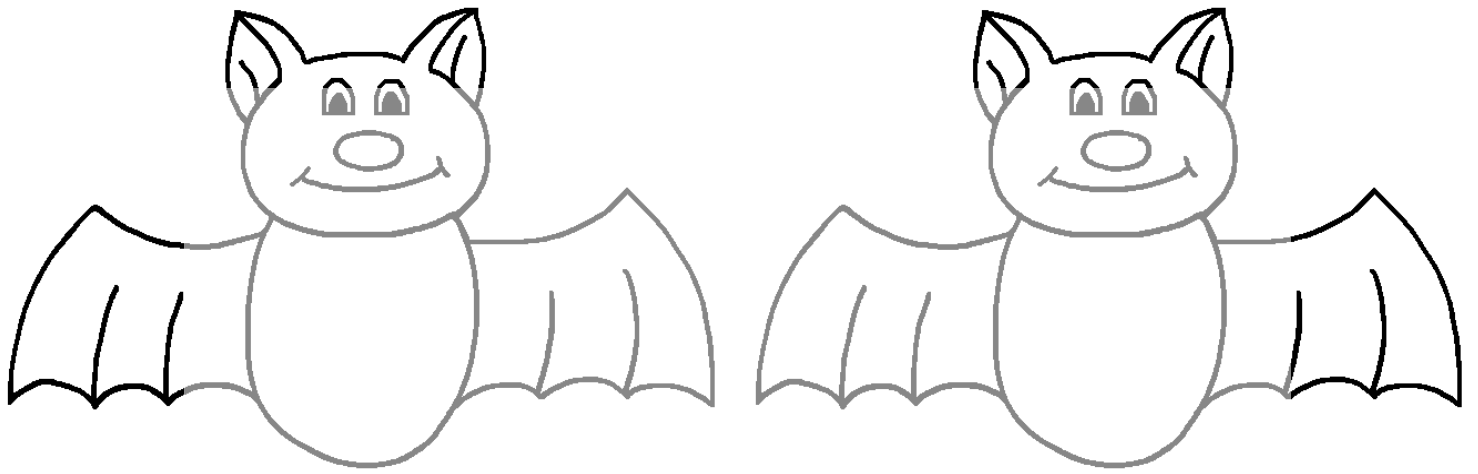
Bats





By: Sample File




There is 1 bat.




There are 2 bats.
Sample File





There are 3 bats.





There are 4 bats.
Sample File




There are 5 bats.





There are 6 bats.
Sample File





There are 7 bats.







There are 8 bats.
Sample File









There are 9 bats.






There are 10 bats.
Sample File








Sample File






Sample File



Many bats are given names by what they look like: such as the big-eared bat or the leaf-nosed bat. Think of a name for yourself that describes something about you. Example: Long-haired Hannah. Write your description and draw a picture.


Sample File

by _____



Name _____

Before reading Stellaluna, ask your friends and family the following question. Put a tally mark in the correct box for each answer.



Is a bat a bird?



Yes


No

Sample File

How many people answered correctly?
Count the tally marks to find the answer.

Brown bats can eat 600 insects in just one hour! How many is 600? Complete the following activity with your family to help our class understand this large number!


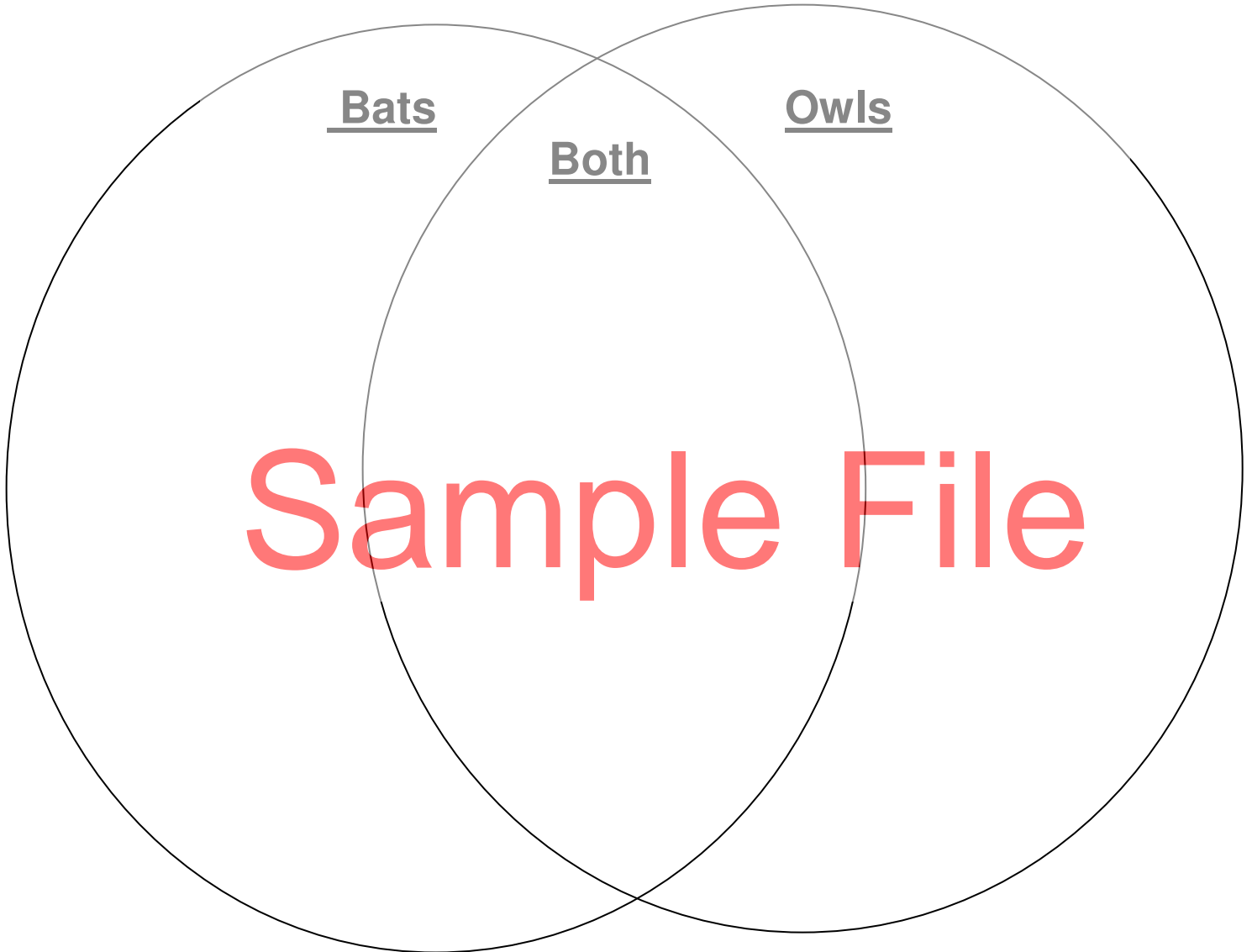
Cut out the mosquitos on the corresponding page. Your sheet contains 100 mosquitos! Glue them onto your paper plate. Return your plate to school. After 6 families complete this project we will have 600 mosquitos for our brown bat to munch on!





Name _____

Compare and Contrast Bats and Owls



Bat Poetry

Fill in the blank with something that rhymes and
illustrate your poem!

Down in the cave
where it's very dark

Upside-down
The bats all park.

They fly all night

They sleep all day

Did you ever see a bat

Sample File

Down in the cave!

By _____

How many words can you think of that rhyme with bat?

Here are my _____at family words!

____at

____at

____at

____at

Sample File

____at

____at

____at

____at


____at

____at

____at

____at


Stellaluna's Fruit Sticks



Sample File

Each student will need: craft stick, 2 banana slices, 1 large grape, 2 melon chunks.

1. Push the stick through a grape.
2. Add 2 banana slices.
3. Finish with 2 melon chunks.



Bat Facts

1. Bats are the only flying mammals and comprise the second largest order of mammals in the world.
2. A bat's grasp is strong enough to hold its entire body weight while its body hangs upside down.
3. Along with whales, dolphins, and some shrew species many bats use echolocation (sonar dependent on pulse sounds and echoes) to identify and track prey.
4. Diet: fruits, flowers, leaves, insects, frogs, fish, small mammals, reptiles, blood of vertebrates.
5. Just one insectivorous bat can eat 600 or more mosquitoes in a single hour.
6. Bats live between 4 and 30 years, depending on species.
7. In the United States nearly 40% of our bat species are listed by USFWS as endangered species or are candidates for it.
8. Fruit and nectar-eating bats are among the most important seed dispersers and pollinators of tropical rain forest trees and plants.
9. Less than 1/2 of 1 percent of bats have rabies.
10. Bats are not blind.
11. Bat babies are called pups.

Five Black Bats

By Shel Silverstein

Five black bats
Ready to soar;
One stayed behind,
Now there are four.

Four black bats
Hanging from a tree;

One fell down,
Now there are three.

Three black bats
Wondering what to do;
One flew away,
Now there are two.

Two black bats
Sitting in the sun;
One fell asleep,
Leaving only one.
One lonesome bat
With no place to go,
Went hiding in a cave,
Now there are zero.

Sample File

Write a poem about bats. The first line starts with a word that begins with B, the second line starts with a word that begins with A, and so forth.

B _____


A _____

T _____

S _____

By _____

Sample File



Name _____ Date _____

Unscramble these words that relate to bats.

1. ecva _____

2. abt _____

3. roost _____

4. hoecnatioloc _____

5. fitur _____

6. inwsg _____

7. Inocuatrn _____

8. mmaaml _____

9. ahgn _____

10. ienstsc _____


Sample File

Write two facts about bats using some of the words above.

Name _____ Date _____

After reading Bats by Gail Gibbons, answer the following questions.

Bats



Bats have the same basic body characteristics. They have large wings, small bodies and light weight bones.

Describe a bat's wings and what enables a bat to change its speed and direction quickly.

How many continents do bats live on?

How many different types of bats exist? _____

Describe bat hibernation.

Read the bat facts on the last page. Which one do find most interesting?

How many insects do the Mexican free-tailed bats of San Antonio, Texas eat in a single night?

- | | |
|--------------------------------|---------------------------------|
| <input type="radio"/> 2 tons | <input type="radio"/> 25 tons |
| <input type="radio"/> 250 tons | <input type="radio"/> 2500 tons |

Time for Kids: Bats

By: Time for Kids

Dear Parents,

Reading together is one of the most important activities you can do with your child. Please take time to read this book to your child and complete the activities below. Enjoy reading with your child. May your child grow into a lover of books because of the time you are investing in his her life.

*Picture Walk

Before you begin reading, look at the pictures in the book. Ask your child what he or she thinks the story will be about.

Sample File

*Read Together

Read the book with your child.



*Talk About the Story

After reading the book to your child ask him or her to retell the story in his or her own words. What does nocturnal mean? What is a mammal? What do bats eat? How do bats sleep? How are baby bats fed?

*Activity

Have your child match the number word bats to the numeral bats. After matching the bats, be sure to complete the bat-name page. Help your child think of bat name that describes themselves. We can't wait to see what you come up with!

Fill in the spaces with information you know, and information you want to learn throughout our study of bats.

What I Know	What I Want To Know	What I Learned
<h1>Sample File</h1> 		

How many words can you make from the letters in this word?


Stellaluna

Sample File

by _____



Stellaluna



In the story the main characters are

The setting of the story is

Sample File

The problem in the story is

The problem is resolved when

by