

Peter Rabbit




Teachers' Bags, Books,
and Beyond

Table of Contents and Printing Instructions:


- 3 Parent Letter Print on sturdy cardstock and laminate.
- 4 Journal Cover: Print on sturdy cardstock and laminate along with a blank piece of cardstock to form the front and back covers of your class journal/book.
- 5 Folder Cover: Print on cardstock and use rubber cement to adhere it to a two-pocket folder. Laminate the open folder and then use an exacto knife to slit open the pockets on your folder.
- 6 Student awards: Print enough for every student in the class. Give out awards when the bag and materials are returned to school on time.
- 7-8 Concentration: Print on cardstock and cut out. Paste pictures to construction paper squares so the backside is opaque. Laminate and use as a concentration game.
- 9 Teacher Resource Guide: Print on cardstock
- 10 Making Words Sheet: Print on copy paper
- 11 Home Connection Research sheet: print on copy paper
- 12+ Reproducibles and writing pages for your class journal. Print the appropriate pages for your grade level.

DRAFT



Dear Parents,

Your child is bringing home this homework bag to enrich our study of Peter Rabbit. Please allow your child to read the book *visually* and participate in the enclosed activities. Please return the bag to school. We will share your child's journal entry in class. Please help him or her complete this before returning the bag to school. Have fun exploring! I hope you have a terrific time learning with your child!



The Tale of Peter Rabbit



Our Class Journal

Peter Rabbit




Cut out these cards and use as rewards when students return the bag on time.

You're work would
make Mother Rabbit
proud! I'm proud of
you too!



You're work would
make Mother Rabbit
proud! I'm proud of
you too!



DRAFT


You're work would
make Mother Rabbit
proud! I'm proud of
you too!







You're work would
make Mother Rabbit
proud! I'm proud of
you too!






Cut out these rabbit cards to make an instant concentration game!



DRAFT





DRAFT



Teacher Resource Guide

This song is sung to the tune of "My Bonnie Lies Over the Ocean."

My bunny hops all through the garden.
My bunny hops all through the yard.
I like to play tag with my bunny
But trying to catch him is hard!

Come back, come back
Oh come back my bunny to me, to me!
Come back, come back
Oh come back my bunny to me!

PETER IN THE WATERING CAN: Using a template of a watering can have each child trace and cut out a watering can shape. Then cut out a Peter and glue to top of the can and add a pipe cleaner handle.

PETER RABBIT LETTERS: Write Peter Rabbit's name on a sign and have students better behave himself and not get into mischief.

DRAFT

Word Wall Words:

buck burrow camouflage colony doe droppings
graze kitten litter predator preening prey warren

Write a Peter Rabbit story using as many of the word wall words as possible.

BUTTON MATH: Using an assortment of Peter's lost buttons from his coat, have students add and subtract using the buttons as manipulatives.

VEGETABLE IDENTIFICATION: Bring in an assortment of vegetables for young children to sort and identify. Bring in radishes, carrots, parsley, cabbage and other vegetables rabbits would enjoy. Have students identify them and then make vegetable soup.

PETER RABBIT GAME: Have students play a version of Duck Duck Goose, but instead of saying Duck, Duck, Goose, have students say, "Peter" each time they tap a head and then say Rabbit when they want to be chased. Students chase each other around the circle just like Mr. McGregor chased Peter out of the garden!



How many words can you make from these words?

Peter Rabbit


We've done a few to help you get you started!

eat
it



by _____

Home Connection



Research rabbits with your parents and record your findings below.


DRAFT

Draw a picture to illustrate your findings.

Name : _____


*Teachers' Bags, Books and Beyond 2006

I See Peter Rabbit




By:

DRAFT




I see Peter Rabbit.




I see Mrs Rabbit.

DRAFT




I see Peter eating.




I see *M M o o g g o r*

DRAFT




I see Peter run home.



I see mi **k** **o** **n** **l** **a** **k** **b** **e** **r** **r** **i** **e** **s**.


DRAFT

I See Peter Rabbit




By:

DRAFT




I see Peter Rabbit.



I see Mrs. Rabbit.


DRAFT




I see Peter eating.



I see **DRAFT** Mr. McGregor.



I see Peter run home.



I see milk **DRAFT** berries.

Name: _____

Addition Facts

Cut out Peter to help you find the answers!

$5 + 5 =$

$4 + 2 =$

$3 + 3 =$

$4 + 2 =$

$2 + 5 =$

$8 + 3 =$

$5 + 4 =$



$8 + 2 =$

$4 + 3 =$


$6 + 3 =$

$9 + 3 =$

$2 + 5 =$

$4 + 3 =$

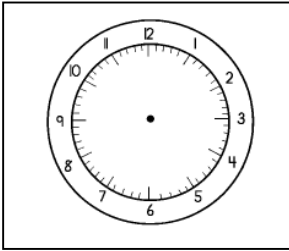
$8 + 1 =$



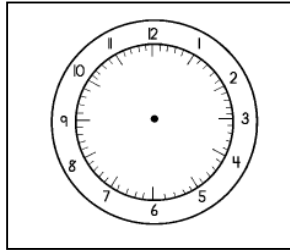
Name: _____

Date: _____

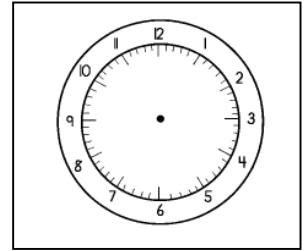
Draw the hands on the clock to match the time.



10:00

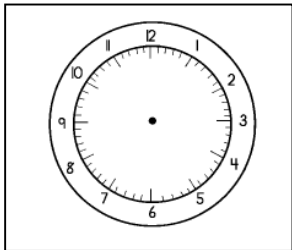


11:00



4:00

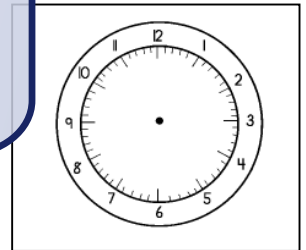
DRAFT



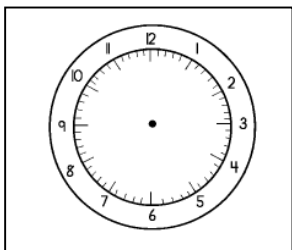
8:00



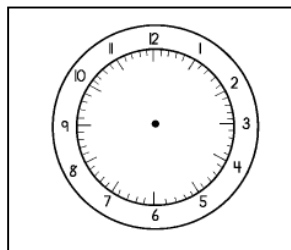
3:00




6:00



12:00



4:00



Name: _____

Subtraction Facts

$10 - 5 =$

$15 - 10 =$

$5 - 5 =$

$15 - 12 =$

$13 - 12 =$

$10 - 9 =$

$18 - 4 =$



$14 - 2 =$

$14 - 4 =$

$15 - 5 =$

$17 - 7 =$

$15 - 4 =$

$16 - 5 =$


$8 - 6 =$

$20 - 5 =$

$10 - 6 =$

$16 - 2 =$

$19 - 5 =$



Name: _____

Date: _____

Addition Facts

$13 + 3 =$

$10 + 10 =$

$15 + 3 =$

$12 + 12 =$

$18 + 12 =$

$16 + 3 =$

$24 + 4 =$

DRAFT

$13 + 2 =$

$15 + 4 =$

$15 + 5 =$

$16 + 7 =$

$18 + 4 =$

$14 + 2 =$


$18 + 5 =$

$21 + 5 =$

$18 + 6 =$

$18 + 2 =$

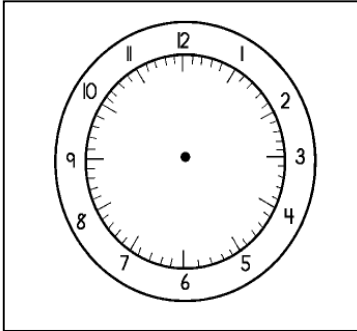

$10 + 5 =$



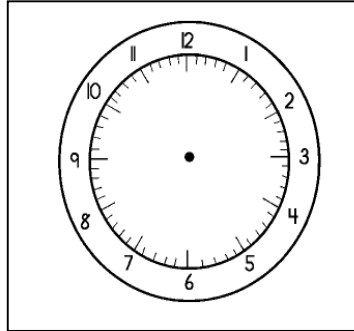
Name: _____

Telling Time

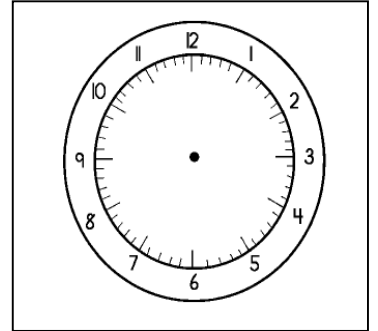
Draw the hands on the clock to match the time.



6:30

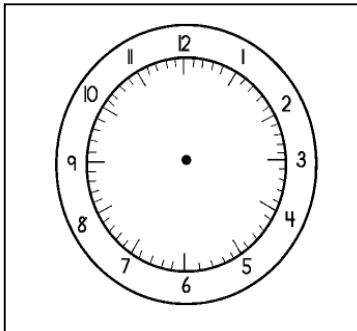


3:15

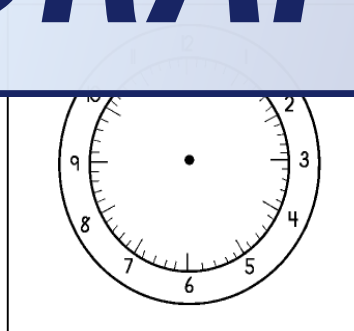


4:15

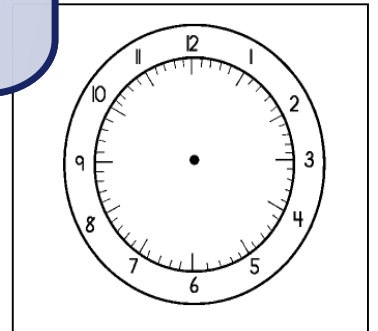
DRAFT



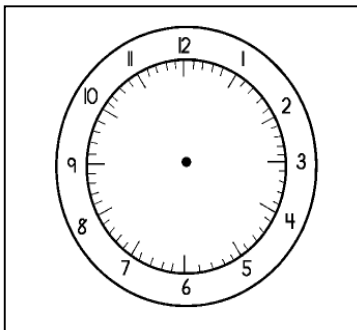
12:45



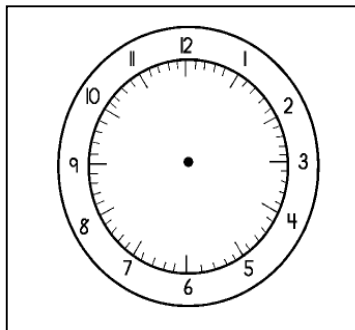
1:50



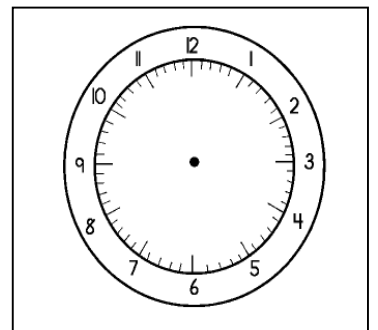
7:30



5:20



10:45



8:45

Name: _____

Subtraction Facts

Cut out Peter to help you find the answers!

$10 - 3 =$

$9 - 1 =$

$7 - 2 =$

$4 - 2 =$

$8 - 5 =$

$9 - 3 =$

$6 - 4 =$



$6 - 1 =$

$10 - 2 =$

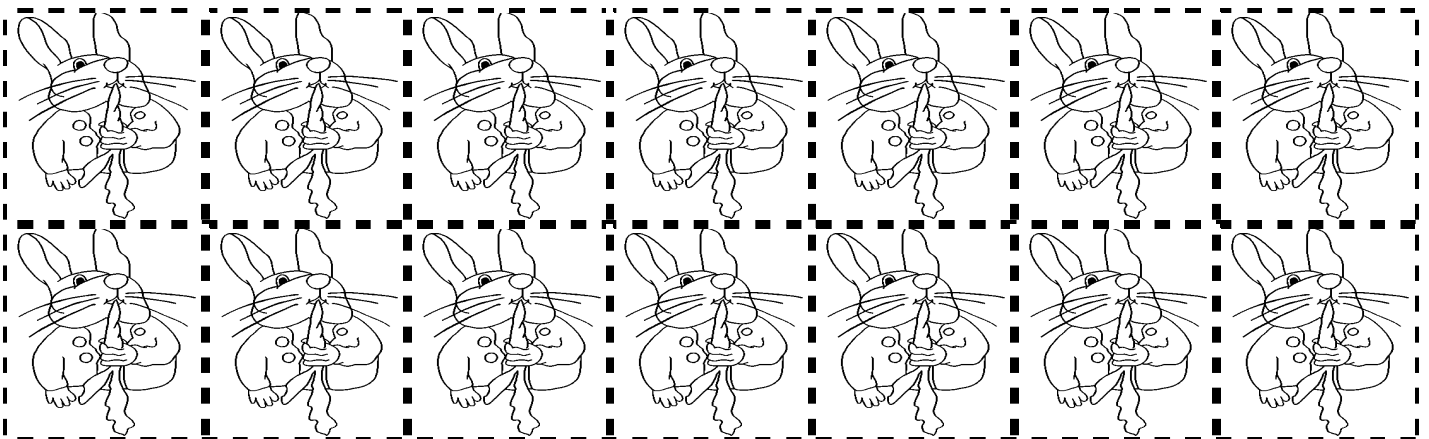
$4 - 3 =$

$8 - 7 =$

$10 - 5 =$

$9 - 3 =$

$8 - 1 =$



Name: _____

Date: _____

Addition Facts

$$\begin{array}{r} 625 \\ +482 \\ \hline \end{array}$$

$$\begin{array}{r} 736 \\ + 335 \\ \hline \end{array}$$

$$\begin{array}{r} 785 \\ + 454 \\ \hline \end{array}$$

$$\begin{array}{r} 126 \\ + 125 \\ \hline \end{array}$$

$$\begin{array}{r} 596 \\ +302 \\ \hline \end{array}$$

$$\begin{array}{r} 963 \\ +562 \\ \hline \end{array}$$

$$\begin{array}{r} 652 \\ +402 \\ \hline \end{array}$$

$$\begin{array}{r} 676 \\ + 212 \\ \hline \end{array}$$

$$\begin{array}{r} 721 \\ + 555 \\ \hline \end{array}$$

$$\begin{array}{r} 445 \\ + 431 \\ \hline \end{array}$$

$$\begin{array}{r} 544 \\ +728 \\ \hline \end{array}$$

$$\begin{array}{r} 173 \\ + 217 \\ \hline \end{array}$$

$$\begin{array}{r} 683 \\ + 22 \\ \hline \end{array}$$

$$\begin{array}{r} 522 \\ +342 \\ \hline \end{array}$$

$$\begin{array}{r} 122 \\ +326 \\ \hline \end{array}$$

$$\begin{array}{r} 325 \\ + 262 \\ \hline \end{array}$$

$$\begin{array}{r} 445 \\ + 625 \\ \hline \end{array}$$

$$\begin{array}{r} 836 \\ + 369 \\ \hline \end{array}$$

$$\begin{array}{r} 587 \\ + 123 \\ \hline \end{array}$$

$$\begin{array}{r} 993 \\ + 101 \\ \hline \end{array}$$

$$\begin{array}{r} 589 \\ + 301 \\ \hline \end{array}$$

$$\begin{array}{r} 201 \\ +452 \\ \hline \end{array}$$

$$\begin{array}{r} 325 \\ +572 \\ \hline \end{array}$$


$$\begin{array}{r} 501 \\ +478 \\ \hline \end{array}$$

$$\begin{array}{r} 105 \\ +781 \\ \hline \end{array}$$

$$\begin{array}{r} 328 \\ + 881 \\ \hline \end{array}$$

$$\begin{array}{r} 533 \\ + 622 \\ \hline \end{array}$$

$$\begin{array}{r} 555 \\ + 52 \\ \hline \end{array}$$



DRAFT

Name: _____

Date: _____

Addition Facts


Fill in the missing numbers to complete the problems.

$$\begin{array}{r} 4 _ \\ + 5 \\ \hline 74 \end{array}$$

$$\begin{array}{r} 3 _ \\ + 4 \\ \hline 53 \end{array}$$

$$\begin{array}{r} 6 _ \\ + 2 \\ \hline 83 \end{array}$$

$$\begin{array}{r} 3 _ \\ + 7 \\ \hline 59 \end{array}$$



$$\begin{array}{r} 5 _ \\ + 4 \\ \hline 66 \end{array}$$

$$\begin{array}{r} 7 _ \\ + 7 \\ \hline 99 \end{array}$$

$$\begin{array}{r} 5 _ \\ + 1 \\ \hline 64 \end{array}$$

$$\begin{array}{r} 8 _ \\ + 2 \\ \hline 94 \end{array}$$

$$\begin{array}{r} 2 _ \\ + 7 \\ \hline 34 \end{array}$$

$$\begin{array}{r} 7 _ \\ + 5 \\ \hline 86 \end{array}$$

$$\begin{array}{r} 8 _ \\ + 2 \\ \hline 93 \end{array}$$

$$\begin{array}{r} 5 _ \\ + 5 \\ \hline 77 \end{array}$$

Name: _____


Date: _____

Title of Story: _____

Author: _____

Story Map

<u>Main Characters</u>		<u>Setting</u>
<u>Problem of Story</u>		
DRAFT		
<u>How the Problem Is Solved</u>		
<u>The Ending</u>		



Name: _____

Date: _____

What Happened to Peter's Dad?


Write a story about what happened to Peter's dad in Mr. McGregor's garden. Draw a picture and write a story.

Illustrate your story:



Write your story:

Handwriting practice lines consisting of ten sets of horizontal lines. Each set includes a solid top line, a dashed middle line, and a solid bottom line, providing a guide for letter height and placement.



DRAFT

Name: _____

Date: _____

Addition Word Problems

Solve the addition word problems. Show your work in the box!


1. Peter ate 6 radishes. He then ate 8 carrots. How many vegetables did Peter eat in all?

2. Flopsy picked 10 blackberries. Cotton-tail picked 12. How many did they pick total?

DRAFT

3. Flopsy ate 15 blackberries. Mopsy ate 12 blackberries. Cotton-tail ate 8. How many did they eat total?

4. Mrs. Rabbit bought 18 buns at the market. Peter ate 6. How many does Mrs. Rabbit have now?



Name: _____

Date: _____

Put the words related to Peter Rabbit in alphabetical order.

rabbit

garden

mischeif

radishes

sparrows

hoeing

wheelbarrow

blackberries

1. _____

2. _____

3. _____

4. _____


5. _____

6. _____

7. _____


8. _____

DRAFT



Name: _____

Date: _____



Materials Checklist

Please help make sure our bag returns to school with the following materials:

*

*

*

*

*

*

*

*

*

*

*

*

*

*

*



Thanks for your help!

Dear Parents,

Next week we will start our thematic take-home bag program. Our bags correlate with current units of study and include books and enrichment activities for you and your child to enjoy at home. The activities will provide skill reinforcement and exciting, hands-on activities to build upon what the children have been learning in class.

For this project to be successful we must all work together to make sure the bags are taken care of and returned to school on time. I need you to help your son or daughter complete the activities at home and then return the bag with all the materials to school on the due date.

If you would like your child to participate in this exciting enrichment program, please sign the permission slip below and return it to school by _____.

Thanks for your help.

Sincerely,



I grant permission for my child _____ to participate in the take-home bag program. I understand that if he or she loses or damages the bags or materials we are responsible for replacing them.

Parent's signature _____ Date _____

Student's signature _____ Date _____

or

At this time, I do not wish for my child _____ to participate in the take-home bag program.

Parent's signature _____ Date _____

**DON'T
FORGET!**

Parent and Student Feedback Form

*Please complete this form and return it to school with the homework bag.

Parents

My child and I enjoyed _____

My child was able to complete the following activity/skill with ease

One skill/activity that was difficult or challenged my child was

Student

My favorite activity in this homework bag was _____

One new thing I learned was _____

**THANK
YOU**