


## Table of Contents and Printing Instructions

Folder Cover	(2)	Print on cardstock and adhere to a two-pocket folder. Use the folder to hold the contents of your homework bag. Folder can be laminated for extra durability.
Parent Letter	(3)	Print on sturdy cardstock and laminate.
Student Awards	(4)	Print on cardstock or copy paper. Print enough so each student can receive an award when he or she returns the homework bag on time.
Pet Concentration	(5-6)	Print on cardstock and laminate.
Journal Cover	(7)	Print on cardstock and laminate. Laminate a blank piece of cardstock to use as the back cover of your journal.
Journal Pages	(8-9)	Print one copy per student on copy paper and bind with journal cover and back to create a class book.
Reproducible Activity Sheets	(10+)	Print one per student.

# Pets

Sample File






Dear Parents,

Your child is bringing home this backpack to introduce them to the wonderful world of animals and pets. Please help your child complete the pet activities. Please return the bag and materials to school on/in

\_\_\_\_\_. We will share your child's journal entry with the class.

I hope you have a wonderful time learning with your child!

Sincerely,





I enjoyed learning  
about your pet!



I enjoyed learning  
about your pet!





I enjoyed learning  
about your pet!







I enjoyed learning  
about your pet!



Cut out these pet cards to make an instant concentration game!







# Our Pets

Sample File



I have a pet

---

My pet's name is

---

My pet is \_\_\_\_\_ years old.

My pet looks like this!

Sample File

By \_\_\_\_\_

If I had a pet, it would be a

---

My pet's name would be

---

My pet would look like this!

Sample File

By \_\_\_\_\_

# My New Pet

I asked my father for a pet.  
He said:

I'll take you shopping.

My father took me to a store  
where animals were hopping.  
He asked me:

Which one would you like?

So I picked out a puppy,  
a parakeet, a rabbit,  
plus a gerbil and a guppy  
I also picked a monkey  
and a yellow Siamese cat,  
a turtle, snake, and lizard,  
plus a very big white rat.

My dad said:

If you want a pet,  
then you will have to feed it.

Instead, I picked a storybook.  
I cannot wait to read it.

# Peculiar Pets

by Teresa Domnauer



Dear Parents,

Reading together is one of the most important activities you can do with your child. Please take time to read this book to your child and complete the activities below. Enjoy reading with your child. May your child grow into a lover of books because of the time you are investing in his/her life.

## ♥Picture Walk

Before you begin reading, look at the pictures in the book. Ask your child what he or she thinks the story will be about.

## ♥Read Together

Read the book with your child. If your child is capable, have him read the book to you.

## ♥Talk About the Story

After reading the book to your child ask him or her about his favorite pet. Which pet from the book would your child pick? Which would you pick? Which pets would be the best pick for your home?

## ♥Activity

Talk about the different pets in the book. Have your child complete the "I Didn't Know That" Activity Sheet in the homework bag. Then, have your child complete a page in our class journal. We can't wait to hear about your child's pet, or a pet your child would love to have!

## Pick a Pet

by Shelley Rotner and Cheo Garcia



Dear Parents,

Reading together is one of the most important activities you can do with your child. Please take time to read this book to your child and complete the activities below. Enjoy reading with your child. May your child grow into a lover of books because of the time you are investing in his/her life.

### ♥Picture Walk

Before you begin reading, look at the pictures in the book. Ask your child what he or she thinks the story will be about.

### ♥Read Together

Read the book with your child. If your child is capable, have him read the book to you.

### ♥Talk About the Story

After reading the book to your child ask him or her about his favorite pet. Which pet from the book would your child pick? Which would you pick? Which pets would be the best pick for your home?

### ♥Activity

Talk about the different pets in the book. Talk about the imaginary pets Patty dreams up. What is funny about them? Have your child make up an imaginary pet and write and draw about it on the included page. Have fun spending time and learning with your child!

# The Berenstain Bears New Pup

by Stan and Jan Berenstain

Dear Parents,

Reading together is one of the most important activities you can do with your child. Please take time to read this book to your child and complete the activities below. Enjoy reading with your child. May your child grow into a lover of books because of the time you are investing in his/her life.

## ♥Picture Walk

Before you begin reading, look at the pictures in the book. Ask your child what he or she thinks the story will be about.

## ♥Read Together

Read the book with your child. If your child is capable, have him read the book to you.

## ♥Talk About the Story

After reading the book with your child ask him or her about the story. Have your child retell the story in his or her own words.

## ♥Activity

After reading the book, have your child write and draw about his or her pet in our class journal. If your child doesn't have a pet, we have included a journal page where he or she can write about a pet he would like to have. Have fun spending time with your child!



Make pet related words from these word segments.

bull	rot	fish	poo
tur	ham	kit	rab
ger	ten	tle	dog
pup	bil	par	gold
dle	bit	ster	py

Write the complete word here:


Name \_\_\_\_\_

Put these pet words in ABC order.

Cat

1. \_\_\_\_\_

Fish

2. \_\_\_\_\_

Bird

3. \_\_\_\_\_

Dog

4. \_\_\_\_\_

Turtle

5. \_\_\_\_\_

Horse

6. \_\_\_\_\_

Hamster

7. \_\_\_\_\_

Cage

8. \_\_\_\_\_

House

9. \_\_\_\_\_

Bed

10. \_\_\_\_\_

Stable

11. \_\_\_\_\_

by \_\_\_\_\_

Sample File

Name: \_\_\_\_\_

## Pet Math

$7 + 3 =$

$3 + 1 =$

$4 + 2 =$


$5 + 2 =$

$6 + 1 =$

$1 + 1 =$

$5 + 2 =$

$2 + 2 =$



Name \_\_\_\_\_ Date \_\_\_\_\_

### I Didn't Know That!

Describe one fact that you learned from our study of pets. It can be a fact you learned in class or through the activities in your take home bag. Write the fact at the bottom of the page and illustrate your work below.

Illustrate your fact:



Write your fact:

\_\_\_\_\_

\_\_\_\_\_

\_\_\_\_\_

\_\_\_\_\_

\_\_\_\_\_

\_\_\_\_\_

\_\_\_\_\_

\_\_\_\_\_

Name \_\_\_\_\_

I have a pet

---

My Picture:

Sample File

By \_\_\_\_\_

If I had a pet, it would be a

---

My Picture:

Sample File

By \_\_\_\_\_

Name \_\_\_\_\_

Trace and write these vocabulary words.

pet

\_\_\_\_\_

-----

\_\_\_\_\_

cat

\_\_\_\_\_

-----

\_\_\_\_\_

fish

\_\_\_\_\_

-----

\_\_\_\_\_

dog

\_\_\_\_\_

-----

\_\_\_\_\_

love

\_\_\_\_\_

-----

\_\_\_\_\_

care

\_\_\_\_\_

-----

\_\_\_\_\_

friend

\_\_\_\_\_

-----

\_\_\_\_\_

Name: \_\_\_\_\_

Sample File

# Subtraction Facts

$8 - 2 =$

$4 - 1 =$

$6 - 3 =$

$7 - 6 =$


$5 - 1 =$

$9 - 0 =$

$2 - 2 =$

$10 - 2 =$

Sample File



Name: \_\_\_\_\_

# Multiplication Facts

$8 \times 2 =$

$4 \times 1 =$

$6 \times 3 =$

$7 \times 6 =$

$5 \times 1 =$

$9 \times 0 =$

$2 \times 2 =$

$10 \times 2 =$

$4 \times 4 =$


$6 \times 1 =$

$6 \times 8 =$


$2 \times 6 =$

$0 \times 1 =$


$3 \times 0 =$




Use the following cards to make patterns. Try to make an AB, ABB, AABB, or ABC.
















# I See Pets




By: \_\_\_\_\_

Sample File




I see one dog.




I see ~~one~~ fish.

Sample File




I see ~~one~~ parrot.



I see ~~one~~ rabbit.

Sample File




I see ~~one~~ hamster.



I see ~~one~~ cat.


Sample File

# I See Pets




By: \_\_\_\_\_

Sample File




I see : dog.




I see 1 fish.

Sample File




I see 1 parrot.




I see : rabbit.

Sample File




I see : hamster.



I see | cat.


Sample File

# I See Pets




By: \_\_\_\_\_

Sample File




I see one dog.




I see one fish.

Sample File




I see one parrot.




I see one rabbit.

Sample File



I see one hamster.



I see one cat.





Sample File

Name: \_\_\_\_\_

Cut out each pet and paste it in the correct spot.

I do not have 4 legs

I have 4 legs



Sample File

