

Table of Contents and Printing Instructions:

- 2 Folder Cover: Print on cardstock and use rubber cement to adhere it to a two-pocket folder. Laminate the open folder and then use an exacto knife to slit open the pockets on your folder.
- 3 Journal Cover: Print on sturdy cardstock and laminate along with a blank piece of cardstock to form the front and back covers of your class journal/book.
- 4 Parent Letter. Print on sturdy cardstock and laminate.
- 5 Student Awards: Print on cardstock. Print enough for every student in the class. Use as a reward when the bag and materials are returned to school on time.
- 6 Teacher Resource Guide: Print on cardstock
- 7-9 Journal pages: Print the page that is best suited for your grade level.
- 10 + Various reproducible activities for all age levels. Print the sheets that correspond with your grade level and use them in class, as early finisher work, as center work or in your take home bag.

DRAFT

Famous Americans **DRAFT**



If I Were the

President

DRAFT




Our Class Journal

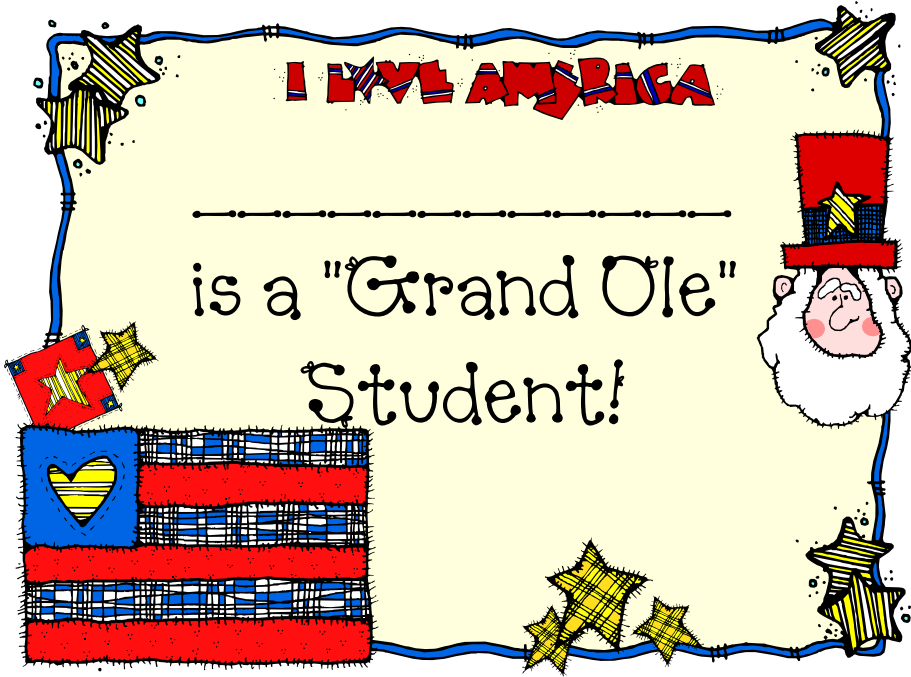
Dear Parents,

Your child is bringing home this homework bag to share with you the wonderful history of our country and our president. Please allow your child to read the book with you and participate in the fun activities. Please return the bag and materials to school. We will share your child's journal entry in class. Please help him or her complete this before returning the bag to school. I hope you have a terrific time learning with your child!





DRAFT







I LOVE AMERICA

is a "Grand Ole"
Student!

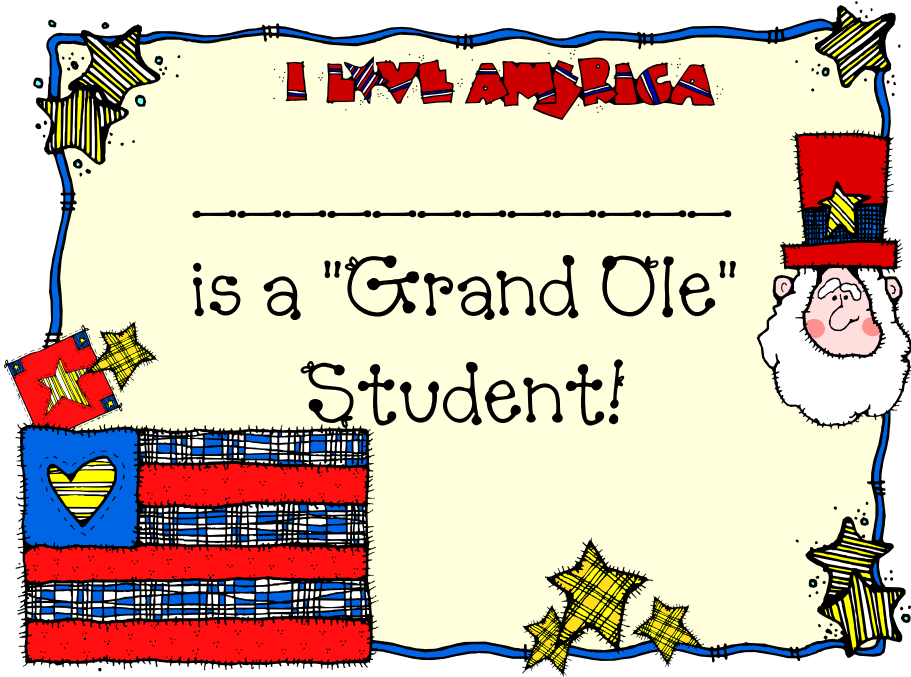


I LOVE AMERICA

is a "Grand Ole"
Student!





DRAFT





I LOVE AMERICA

is a "Grand Ole"
Student!



I LOVE AMERICA

is a "Grand Ole"
Student!



DRAFT

Teacher Resource Guide

In your thematic two-pocket folder include your parent letter, patriotic songs, and other materials that should be returned to school. Include a list of materials that the students can keep and a list of materials that should be returned in the bag.

TRUTH OR FIB GAME

Tell the children the story about George Washington and the cherry tree. George Washington was an honest man-he told the truth, not a fib. Now tell the children short phrases, and ask them to tell whether the phrase is the truth or a fib. Here are some examples:

The earth is made of cream cheese.

We get light from the moon.

All the children in the room are girls etc.

LINCOLN'S LOG CABIN

For younger children, provide a simple pattern of log cabin. Older children can design their own. Help children glue pretzels onto their pattern to make log cabins.

Include the recipe to this fun George Washington snack in your homework bag!

Cherry Tree Cookies

Ingredients: sugar cookie dough, green frosting, tongue depressors, and small red candies.

*Slice sugar cookie dough into round flat circles.

Using a knife, slice a slit in one side. Insert a tongue depressor. (This is the tree trunk.) Bake cookies according to package directions. When they are cool, ice them with the green frosting (tree leaves) and add the red candies (cherries.)

For Lincoln's Birthday, make a graph with 2 columns, heads and tails. Give each child a penny and let them toss it. They will record by coloring a square each time the penny lands on a tails or heads. The first column that fills up is the winner. The child can even make a prediction as to which column will fill up first. Happy Birthday, Abe!

JOURNAL TOPICS

If you could be president for a day, what would you do?

What do you think the President of the U.S. does all day?

Why do we have a president?

What other places have a president?

CHERRY POPOVER:

Place 1 T. of cherry pie filling in center of a flattened crescent dinner roll. Place another crescent roll over the top. Pinch edges together. Bake according to pkg. directions.

CHOP DOWN THE CHERRY TREE GAME

Sit in a circle. One player is the Cherry Tree, who stands in the center of the circle with his or her eyes covered. The adult chooses one player to touch the Cherry Tree & say, "Chop, chop." The Cherry Tree falls down gently & the player returns to his or her place in the

circle. Next, all of the players say with deep voices, "Who chopped down the cherry tree?" The Cherry Tree opens his eyes & guesses who it is. The player then becomes the cherry tree, & the game is repeated.

Include the following songs in your backpack.

It's a very special day today, (sung to: If you're happy and you know it)

It's a very special day today,

Yes sir! (Clap twice.)

It's Presidents' Day,

When we can shout and say,

"Have a happy, happy, happy, happy, day!"

(Clap twice.)

Presidents' Day

(sung to the tune of "My Country Tis of Thee)

Lincoln and Washington

They are remembered on

Presidents' Day.

Two men in history

Who gave us liberty.

Honor their memories

On this great day.

Clean the backpack with a mild detergent.

Hand washing is recommended. To avoid

shrinkage or damage to the bag and fabric,

wash in cold water and air dry. If your bag

contains red fabric, spot clean stains to

prevent red dye from bleeding. When storing

bag for long periods of time, hang bag or store


flat.

DRAFT

If I were the President, I
would _____

DRAFT

by _____

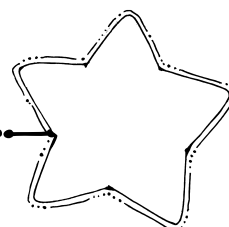


If I were the President, I
would

DRAFT

by

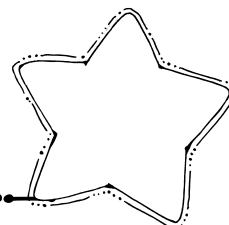
.....



If I were the President, I
would

DRAFT

by





Famous Americans




Teachers' Bags,
Books, and Beyond


Directions: Create patterns using the famous American pictures. Try AB, ABC, AABB, ABB, or create your own.








Martin Luther King, Jr.




Martin Luther King, Jr. was
a preacher.



DRAFT


He had
people



He wanted all people to live
in peace together.



He won the Nobel Peace Prize.

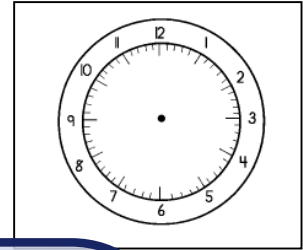
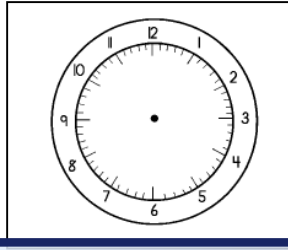
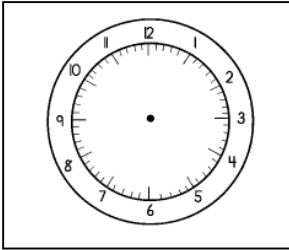


On January 15th, we
celebrate his memory and
dream.

Name: _____

Date: _____

Draw the hands to match the analog time.

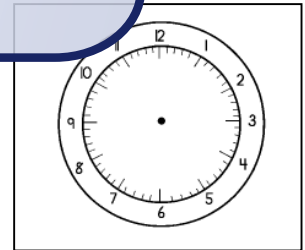
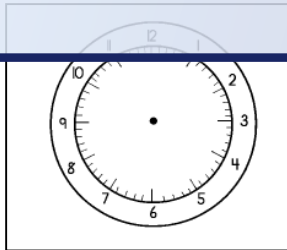
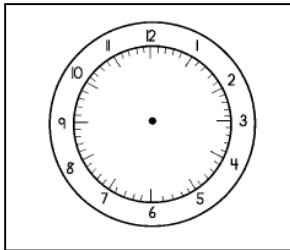


6:33

9:43

8:40

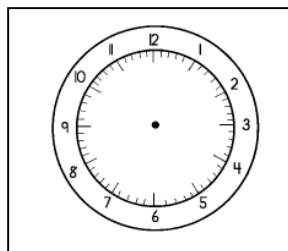
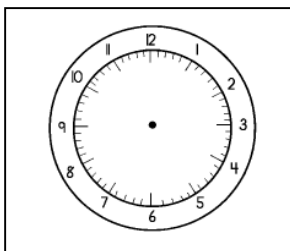
DRAFT



10:55


1:06

4:26



5:29

10:44



Name: _____

Date: _____

Who is your favorite famous American? Write a story about the person and why you like them.



Handwriting practice lines consisting of ten sets of three horizontal lines (top solid, middle dashed, bottom solid).

Name: _____

Date: _____

Multiplication Facts

$8 \times 12 =$

$10 \times 5 =$

$8 \times 2 =$

$7 \times 8 =$

$12 \times 6 =$

$5 \times 3 =$

$9 \times 11 =$

$4 \times 12 =$

$6 \times 2 =$

$8 \times 2 =$

$6 \times 6 =$

$8 \times 8 =$

$5 \times 12 =$

$2 \times 10 =$

$7 \times 5 =$

$4 \times 7 =$

$9 \times 2 =$

$5 \times 7 =$

$5 \times 5 =$


$3 \times 8 =$

$2 \times 12 =$

$4 \times 6 =$

$12 \times 6 =$

$2 \times 9 =$



Name: _____

Date: _____

I Didn't Know That!!!

Describe one fact that you learned through your study of Famous Americans. It can be a fact you learned in class or through the activities in your take home bag. Write that fact at the bottom of the page and illustrate your work below.

Illustrate your fact:



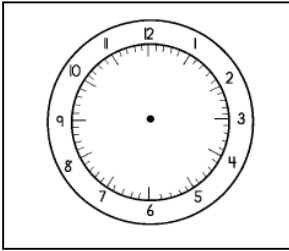
Write your fact:

Handwriting practice lines consisting of five sets of three horizontal lines each: a solid top line, a dashed middle line, and a solid bottom line.

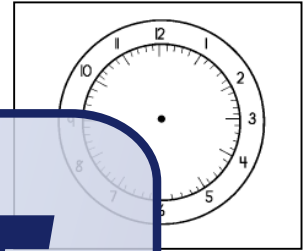
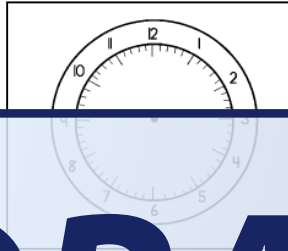
Name: _____

Date: _____

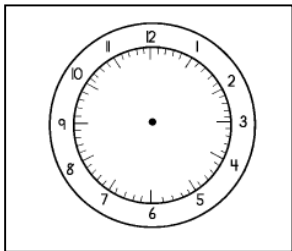
Draw the hands to match the time.



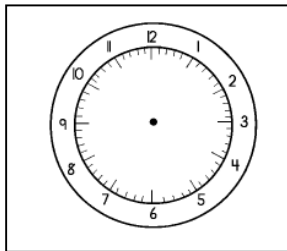
8:25



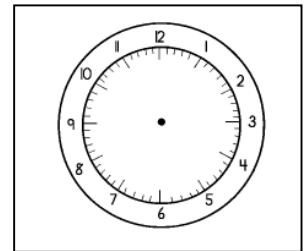
DRAFT



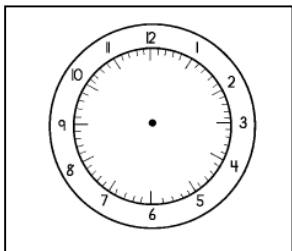
6:15



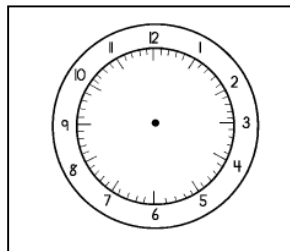
9:47




8:55



8:47



1:33



Name: _____

Date: _____

Addition Facts

Fill in the missing numbers to complete the problems.

$$\begin{array}{r} 2__ \\ + 5 \\ \hline 74 \end{array}$$

$$\begin{array}{r} 3__ \\ + 4 \\ \hline 56 \end{array}$$

$$\begin{array}{r} 8__ \\ + 2 \\ \hline 103 \end{array}$$



$$\begin{array}{r} 2__ \\ + 2 \\ \hline 69 \end{array}$$

DRAFT

$$\begin{array}{r} 5__ \\ + 4 \\ \hline 86 \end{array}$$

$$\begin{array}{r} 7__ \\ + 7 \\ \hline 99 \end{array}$$

$$\begin{array}{r} 3__ \\ + 1 \\ \hline 44 \end{array}$$

$$\begin{array}{r} 8__ \\ + 2 \\ \hline 94 \end{array}$$

$$\begin{array}{r} 1__ \\ + 7 \\ \hline 34 \end{array}$$

$$\begin{array}{r} 6__ \\ + 5 \\ \hline 86 \end{array}$$

$$\begin{array}{r} 7__ \\ + 2 \\ \hline 93 \end{array}$$

$$\begin{array}{r} 4__ \\ + 5 \\ \hline 77 \end{array}$$

Name: _____

Date: _____

Addition Facts

$$\begin{array}{r} 325 \\ +452 \\ \hline \end{array}$$

$$\begin{array}{r} 936 \\ + 211 \\ \hline \end{array}$$

$$\begin{array}{r} 985 \\ + 164 \\ \hline \end{array}$$

$$\begin{array}{r} 609 \\ + 51 \\ \hline \end{array}$$

$$\begin{array}{r} 396 \\ +402 \\ \hline \end{array}$$

$$\begin{array}{r} 463 \\ +422 \\ \hline \end{array}$$

$$\begin{array}{r} 652 \\ +402 \\ \hline \end{array}$$

$$\begin{array}{r} 676 \\ + 212 \\ \hline \end{array}$$

$$\begin{array}{r} 625 \\ + 412 \\ \hline \end{array}$$

$$\begin{array}{r} 445 \\ + 431 \\ \hline \end{array}$$

$$\begin{array}{r} 514 \\ + 728 \\ \hline \end{array}$$

$$\begin{array}{r} 873 \\ + 217 \\ \hline \end{array}$$

$$\begin{array}{r} 683 \\ + 22 \\ \hline \end{array}$$

$$\begin{array}{r} 522 \\ +342 \\ \hline \end{array}$$

$$\begin{array}{r} 122 \\ +326 \\ \hline \end{array}$$

$$\begin{array}{r} 325 \\ + 262 \\ \hline \end{array}$$

$$\begin{array}{r} 811 \\ +172 \\ \hline \end{array}$$

$$\begin{array}{r} 256 \\ + 244 \\ \hline \end{array}$$

$$\begin{array}{r} 366 \\ +442 \\ \hline \end{array}$$

$$\begin{array}{r} 693 \\ + 201 \\ \hline \end{array}$$

$$\begin{array}{r} 589 \\ + 301 \\ \hline \end{array}$$

$$\begin{array}{r} 201 \\ +452 \\ \hline \end{array}$$

$$\begin{array}{r} 325 \\ +572 \\ \hline \end{array}$$


$$\begin{array}{r} 501 \\ +478 \\ \hline \end{array}$$

$$\begin{array}{r} 105 \\ +781 \\ \hline \end{array}$$

$$\begin{array}{r} 328 \\ + 671 \\ \hline \end{array}$$

$$\begin{array}{r} 333 \\ + 622 \\ \hline \end{array}$$

$$\begin{array}{r} 555 \\ + 52 \\ \hline \end{array}$$



DRAFT

Name: _____


Date: _____

Addition Facts

$$\begin{array}{r} 222 \\ 325 \\ +452 \\ \hline \end{array}$$

$$\begin{array}{r} 108 \\ 181 \\ +729 \\ \hline \end{array}$$

$$\begin{array}{r} 607 \\ 471 \\ + 314 \\ \hline \end{array}$$



DRAFT

$$\begin{array}{r} 698 \\ 844 \\ + 536 \\ \hline \end{array}$$

$$\begin{array}{r} 97 \\ 162 \\ + 118 \\ \hline \end{array}$$

$$\begin{array}{r} 280 \\ +690 \\ \hline \end{array}$$

$$\begin{array}{r} 232 \\ 576 \\ +534 \\ \hline \end{array}$$

$$\begin{array}{r} 123 \\ 255 \\ + 155 \\ \hline \end{array}$$

$$\begin{array}{r} 479 \\ 481 \\ +704 \\ \hline \end{array}$$

$$\begin{array}{r} 449 \\ 115 \\ +658 \\ \hline \end{array}$$

$$\begin{array}{r} 653 \\ 503 \\ +769 \\ \hline \end{array}$$

$$\begin{array}{r} 653 \\ 966 \\ +909 \\ \hline \end{array}$$

$$\begin{array}{r} 406 \\ 656 \\ +453 \\ \hline \end{array}$$

$$\begin{array}{r} 891 \\ 145 \\ + 211 \\ \hline \end{array}$$

$$\begin{array}{r} 222 \\ 197 \\ +933 \\ \hline \end{array}$$

$$\begin{array}{r} 516 \\ 174 \\ +200 \\ \hline \end{array}$$


Name: _____


Date: _____

Title of Story: _____

Author: _____

Story Map


<u>Main Characters</u>		<u>Setting</u>
 <i>DRAFT</i>		
A Story Event		
How the Problem Is Solved		
The Ending		



Name: _____

Date: _____

Think of words that are related to a "Famous Americans" and write them in the bubbles.



Name: _____

Addition Facts

$25 + 3 =$

$35 + 13 =$

$10 + 5 =$

$9 + 12 =$

$27 + 12 =$

$17 + 13 =$

$18 + 11 =$



$14 + 13 =$

$19 + 25 =$

$26 + 6 =$


$17 + 4 =$

$25 + 12 =$

$19 + 10 =$

$15 + 18 =$

$21 + 14 =$



$17 + 7 =$

$22 + 12 =$

Name: _____

Subtraction Facts

$19 - 5 =$

$22 - 10 =$

$18 - 5 =$

$26 - 18 =$

$14 - 12 =$

$16 - 3 =$

$20 - 4 =$

$29 - 10 =$

$33 - 2 =$



$14 - 9 =$

$15 - 5 =$

$17 - 7 =$


$15 - 4 =$

$13 - 5 =$

$19 - 6 =$

$20 - 5 =$

$12 - 6 =$



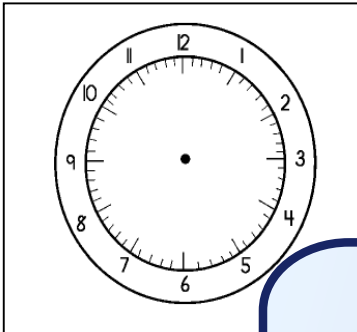

$18 - 2 =$

$10 - 5 =$

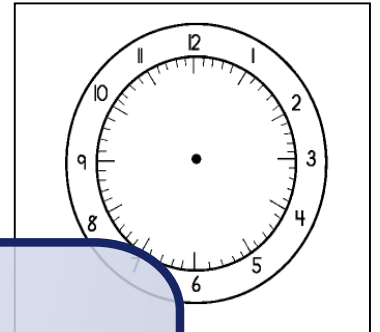
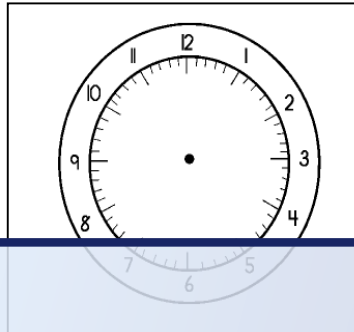
Name: _____

Telling Time

Draw the hands on the clock to match the time.

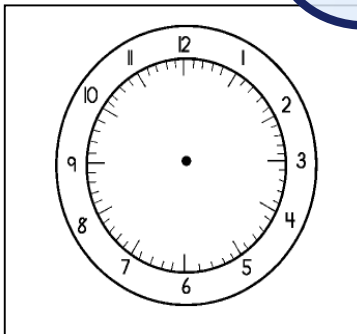


5:15

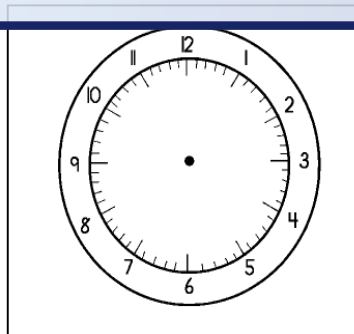


3:15

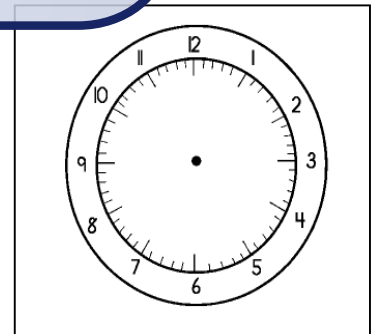
DRAFT



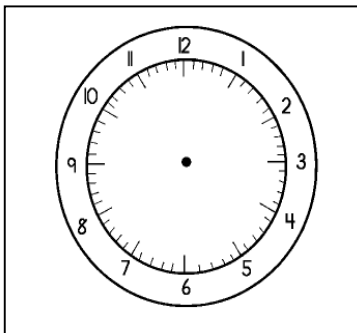
6:45



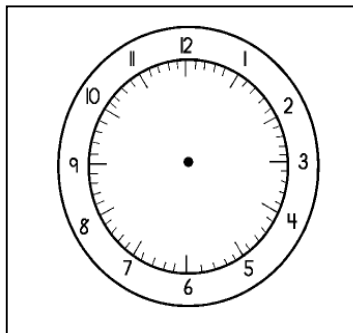
9:30



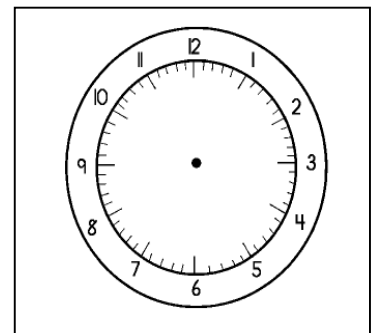
6:15



12:20



9:15



3:40

Name: _____

Addition Facts

Cut out Abe Lincoln to help you find the answers!

$9 + 3 =$

$10 + 1 =$

$8 + 2 =$

$12 + 2 =$

$10 + 5 =$

$12 + 3 =$

$5 + 4 =$

$10 + 2 =$

$7 + 1 =$

DRAFT

$16 + 2 =$


$15 + 3 =$

$9 + 3 =$

$11 + 5 =$

$13 + 3 =$

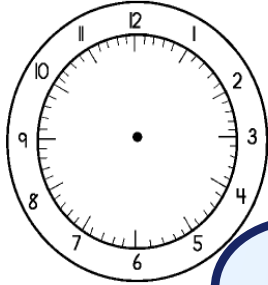

$14 + 1 =$



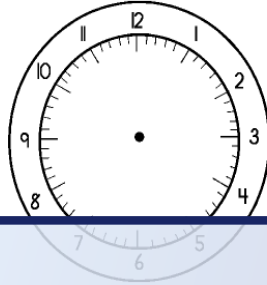
Name: _____

Telling Time

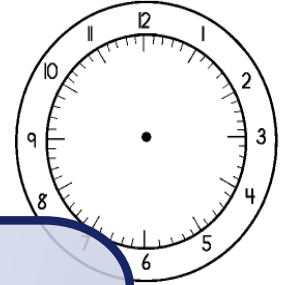
Draw the hands on the clock to match the time.



5:00

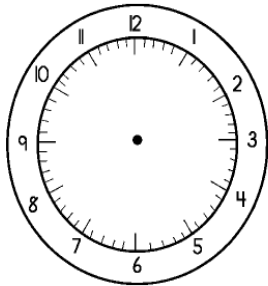


7:00

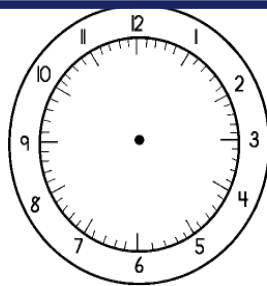


3:00

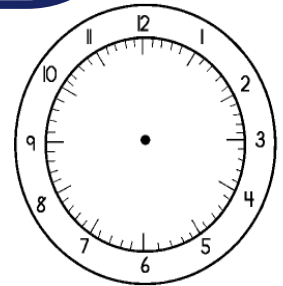
DRAFT



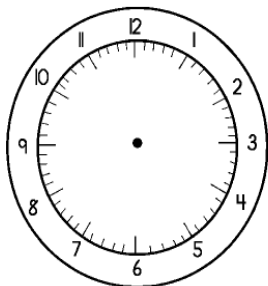
7:00



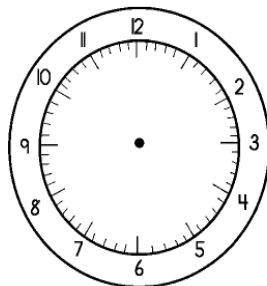
9:00



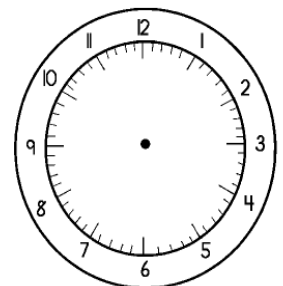
4:00



12:00



1:00



10:00

Read, Harriet Tubman and the Freedom Train, and then answer these questions.

1. When Harriet was born her parents named her

2. When Minty was a young child she had to leave home and work for another family. What were two of her duties?

3. How did Minty escape to freedom?



4. Who did Minty marry?

5. What was the underground railroad?

6. How did Minty achieve freedom?

7. How did Harriet help other slaves gain their freedom?

8. Slave owners offered a reward to anyone that could bring in Harriet and stop her from freeing slaves. How much was this reward?



9. Harriet received honors from the US and other countries before and after her death. Name two of these honors.

Come up with a phrase or sentence to describe Harriet Tubman and her life.

Name _____



W A S H I N G T O N

- 1.
- 2.
- 3.
- 4.
- 5.
- 6.
- 7.
- 8.
- 9.
- 10.

- 11.
- 12.
- 13.
- 14.
- 15.
- 16.
- 17.
- 18.
- 19.
- 20.



- 21.
- 22.
- 23.
- 24.
- 25.
- 26.
- 27.
- 28.
- 29.
- 30.

Name

How many words can you make from the word Washington?

Name: _____

Date: _____

Compare and Contrast two stories that you read.

Venn Diagram



DRAFT

