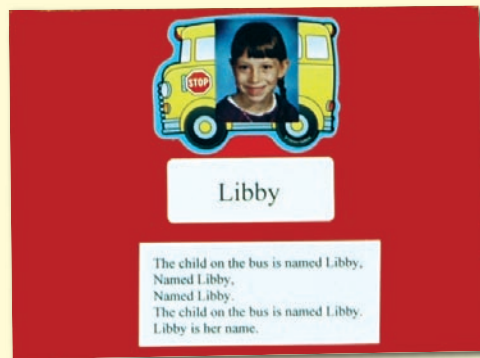

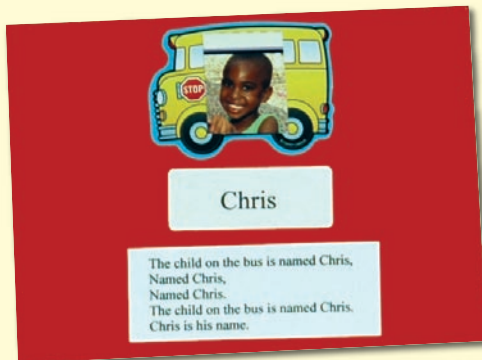


Child on the Bus Book



Items used to make this Project:



- CD-120020 School Buses Mini Cut-Outs (Single Design)
- Construction paper
- Glue or tape
- Labels
- Students' pictures



Directions: Type the "Child on The Bus" poem, inserting each student's name for a verse. Tape or glue a School Bus Mini Cut-Out on the top of each piece of construction paper. Tape or glue a picture of one student on each school bus. Place the coordinating label and personalized poem below each school bus with the picture on it. Enjoy singing this book to the tune of "The Wheels on the Bus." This activity is a good way to learn each others names at the beginning of the school year.

Poem:

The child on the bus is named _____,
 Named _____,
 Named _____,
 The child on the bus is named _____,
 _____ is his (or her) name.

